

BECKER
▶ **LEOline**



FUNCTIONAL TROLLEYS
AGILE, LIGHT & STURDY

BECKER LEO

AGILE, LIGHT & STURDY

Always there when needed - the new LEOline trolley fleet. Totally dependable and ready for use at all times.

Functionality and flexibility are the key criteria to ensuring fast, optimum patient care. LEOline continues to rely on tried and trusted details while achieving a new lightness of design with a combination of sheet steel and lightweight alloys.

Whether for emergencies, examinations, ward rounds and simply routine work – LEOline always guarantees task-oriented functionality using the most suitable equipment. With its added advantages of orderliness and absolute cleanliness, LEOline is geared up to start, in numerous variations and designs.

Ready. Steady. LEO!

Contents

- ▶ **04.**
Becker quality
- ▶ **06.**
Unbeatable benefits
- ▶ **08.**
Configuration examples
- ▶ **12.**
Basic models and body dimensions
- ▶ **24.**
Trolley equipment
- ▶ **32.**
Handy accessories
- ▶ **44.**
ISO standard trolleys
- ▶ **51.**
Colours



BECKER QUALITY

We are proud to introduce our new range of LEOLine special-purpose trolleys, combining functionality with an attractive design.

Simply stylish.

DRAWERS

Shut quietly thanks to soft-close function.

Retainer mechanism prevents drawers from opening accidentally while trolley is in motion.

Full-extension drawers with hidden guide rail.

Additional transverse bars on the trolley body protect interior against dust.

No tools needed when replacing drawers.

Optional: central locking function or individual drawer locks.

COATING

High-quality powder coating with impact and scratch resistant finish. Resistant to UV and disinfectants. Choose your own colour design!
Body: grey white, (RAL 9002)
Front: choose from Becker Colours (page 51)

STANDARD SIZES

Worktop heights: 850 & 1000 mm
Widths: 450, 600 & 900 mm

WORKTOP

Plastic worktop with seamlessly moulded-on gallery on three sides, ideal for easy cleaning and disinfection. Chromium-nickel steel tops as an option.

PUSH-HANDLE

Ergonomic design, made of brush-finished chromium-nickel steel, diameter: 30 mm.

BODY

Frameless design with sound-absorbent double shell, hybrid sheet-steel and lightweight alloy construction.

Internal body made of one single sheet of metal folded to shape – ensuring perfect hygiene.

Dust-protected by transverse bars and a seal profile around the drawer fronts.

Magnetically-attached accessories can be easily and individually arranged on outer surfaces.

→ Becker MAGNES products.

TROLLEY BUMPERS

Sturdy corner bumpers for maximum wall protection.

SWIVEL CASTORS

To allow easy movement: 4 versatile swivel castors with locking brake, conductive, compact design. Closed sides to meet hygiene requirements.



UNBEATABLE BENEFITS

WHY CHOOSE BECKER **LEOLINE**?

LIGHT, AGILE & STURDY

The leopard of all functional trolleys

NEW DESIGN

brings style and pleasure to the ward – timeless, classic, elegant and modern

QUALITY & CLEVER CONSTRUCTION

to ensure perfect hygiene – we abide by our principles

FLEXIBILITY

numerous configuration options and innovative solutions with MAGNES

STEEL

Using the material we trust most, our priority is on a long service life. A clear signal for the future



QR code for the LEOLine video



Scan this to see the video!

INNOVATION: **MAGNES**


THE CONVENIENT MAGNETIC SYSTEM



HOW DOES IT WORK?

- ▶ easy magnetic attachment of accessories
- ▶ individual configuration options
- ▶ hygienic and easy to clean
- ▶ NeoDym magnets retain adhesion power for years
- ▶ fully flexible placement
- ▶ super fast accessory changes





PRE-CONFIGURED FUNCTIONAL TROLLEYS

READY FOR ACTION IMMEDIATELY

Our tried and trusted concepts make your work easier. Let our trolleys inspire you.

Quality to be proud of.

See for yourself.

READY-TO-USE

FRO 060 075 709600L1



Functional Trolley LEO 1

600 x 600 x 1000 mm

- 1 drawer 600 x 150 mm
- 8 drawers 300 x 150 mm

comprising:

- ▶ 1x standard rail attachment *NA 060 35020*:
- 3x glove dispenser Vert 1 *W1430 20015A*
- 1x 500 ml dispenser with drip-catcher *W1432 90052A*
- ▶ 1x MAGNES Multus 19-litre waste bin *W1055 20191*
- ▶ 1x MAGNES plastic container *W1020 70010*

FRO 060 075 706600L2



Functional Trolley LEO 2

600 x 600 x 1000 mm

- 1 drawer 600 x 150 mm
- 4 drawers 300 x 150 mm
- 1 drawer 600 x 300 mm

comprising:

- ▶ 1x standard rail attachment *NA 060 35020*:
- 3x glove dispenser Vert 1 *W1430 20015A*
- 1x 500 ml dispenser with drip-catcher *W1432 90052A*
- ▶ 1x MAGNES 8-litre waste bin, knee-operated *W1055 70084*
- ▶ 1x MAGNES holder for disposal box set incl. 10 boxes *W1050 40001*.

FRO 060 075 704100L3



Functional Trolley LEO 3

600 x 600 x 1000 mm

- 3 drawers 600 x 150 mm
- 1 drawer 600 x 300 mm

comprising:

- ▶ 1x standard rail attachment *NA 060 45020*:
- 1x 4 tilting bins *W1460 70100A*
- 2x glove dispenser Hori 1 *W1430 20010U*
- 1x 500 ml dispenser with drip-catcher *W1432 90052A*
- ▶ 1x MAGNES waste container system 19 l with lid *W1055 20193*
- ▶ 1x plastic worktop extension grey with beaded edge, foldable, 320 x 480 mm

FRO 060 075 703100L4



Functional Trolley LEO 4

600 x 600 x 1000 mm

- 1 Hanging file drawer 600 x 350 mm
- 2 drawers 600 x 200 mm

comprising:

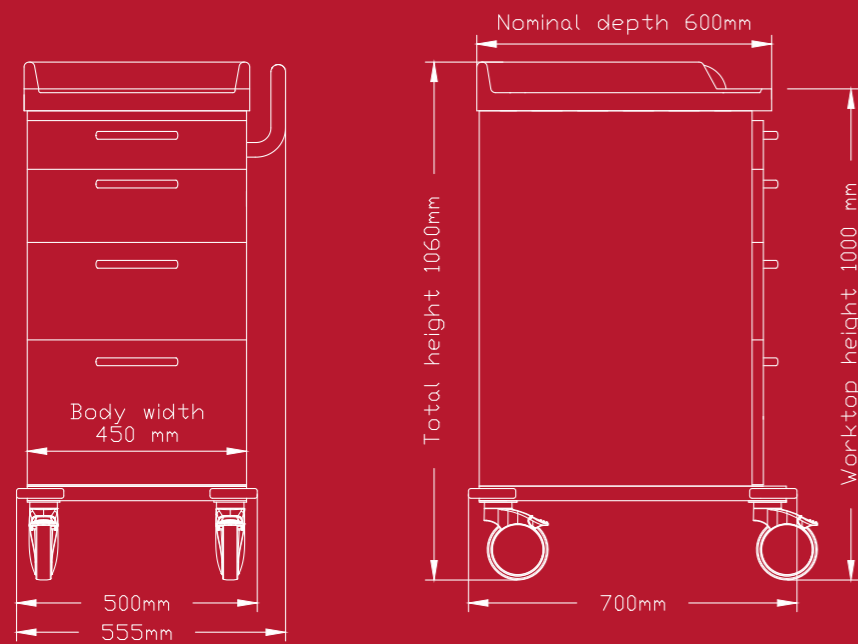
- ▶ 1x standard rail attachment *NA 060 45100*:
- 3x glove dispenser Vert 1 *W1430 20015A*
- ▶ 1x plastic worktop extension grey with beaded edge, foldable, 320 x 480 mm

” *Quality is never an accident; it is always the result of intelligent effort.*

John Ruskin

SERIE450

Worktop height 1000 mm



SERIE450

BODY WIDTH 450 MM
WORKTOP HEIGHT 1000 MM

Quality to be proud of.



FRO 045 075 703100

- 1 x 450 x 150 mm
- 2 x 450 x 300 mm



FRO 045 075 704100

- 3 x 450 x 150 mm
- 1 x 450 x 300 mm



FRO 045 075 704105

- 1 x 450 x 150 mm
- 3 x 450 x 200 mm



FRO 045 075 704110

- 1 x 450 x 100 mm
- 1 x 450 x 150 mm
- 1 x 450 x 200 mm
- 1 x 450 x 300 mm



FRO 045 075 705000

- 5 x 450 x 150 mm

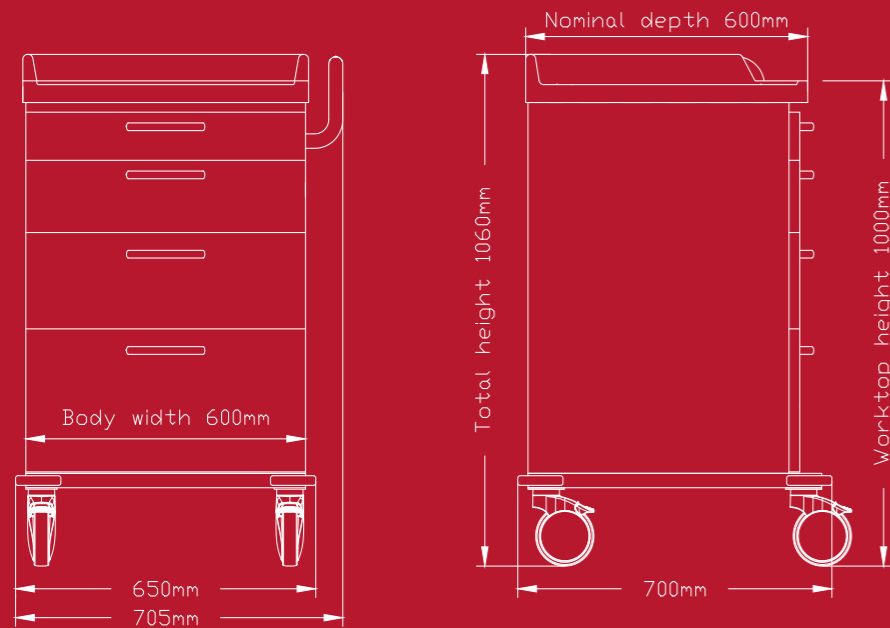


FRO 045 075 705100

- 2 x 450 x 75 mm
- 2 x 450 x 150 mm
- 1 x 450 x 300 mm

SERIE600

Worktop height 1000 mm



SERIE600

Worktop height 1000 mm

 <p>FRO 060 075 704100</p> <ul style="list-style-type: none"> 3 x 600 x 150 mm 1 x 600 x 300 mm 	 <p>FRO 060 075 704105</p> <ul style="list-style-type: none"> 1 x 600 x 150 mm 3 x 600 x 200 mm 	 <p>FRO 060 075 704110</p> <ul style="list-style-type: none"> 1 x 600 x 100 mm 1 x 600 x 150 mm 1 x 600 x 200 mm 1 x 600 x 300 mm
 <p>FRO 060 075 705000</p> <ul style="list-style-type: none"> 5 x 600 x 150 mm 	 <p>FRO 060 075 705105</p> <ul style="list-style-type: none"> 1 x 600 x 100 mm 3 x 600 x 150 mm 1 x 600 x 200 mm 	 <p>FRO 060 075 705600</p> <ul style="list-style-type: none"> 1 x 600 x 150 mm 2 x 300 x 150 mm 1 x 600 x 150 mm 1 x 600 x 300 mm
 <p>FRO 060 075 705115</p> <ul style="list-style-type: none"> 2 x 600 x 75 mm 2 x 600 x 150 mm 1 x 600 x 300 mm 	 <p>FRO 060 075 707600</p> <ul style="list-style-type: none"> 1 x 600 x 150 mm 4 x 300 x 150 mm 2 x 600 x 150 mm 	 <p>FRO 060 075 709600</p> <ul style="list-style-type: none"> 1 x 600 x 150 mm 8 x 300 x 150 mm

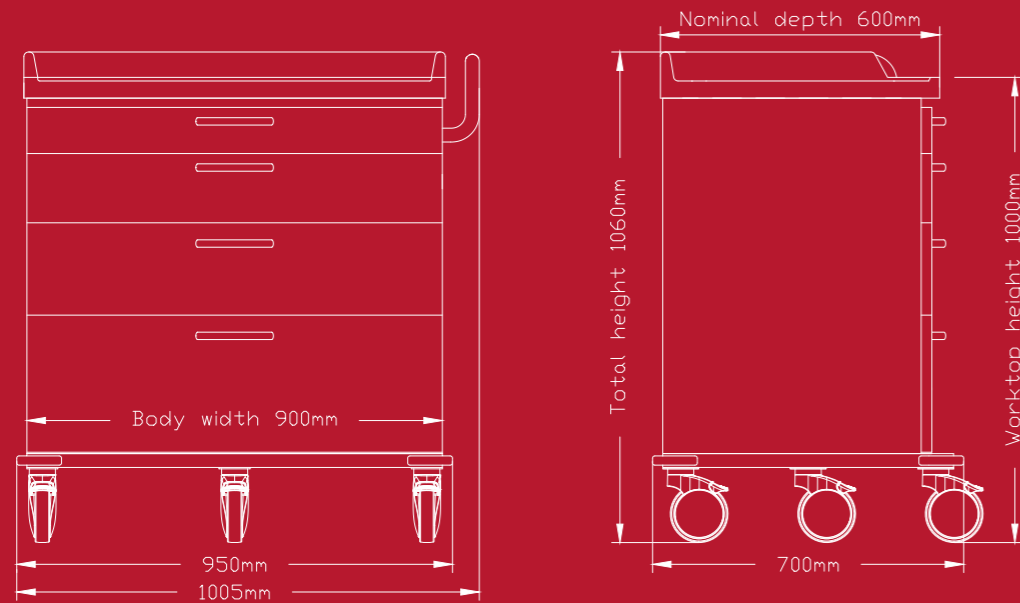
SERIE600

BODY WIDTH 600 MM
WORKTOP HEIGHT 1000 MM

Quality to be proud of.

SERIE900

Worktop height 1000 mm



FR0 090 075 706605

- 1 x 900 x 150 mm
- 4 x 450 x 150 mm
- 1 x 900 x 300 mm



FR0 090 075 707625

- 2 x 900 x 150 mm
- 1 x 600 x 150 mm
- 1 x 300 x 150 mm
- 1 x 600 x 300 mm
- 2 x 300 x 150 mm



FR0 090 075 704100

- 1 x 900 x 100 mm
- 1 x 900 x 150 mm
- 1 x 900 x 200 mm
- 1 x 900 x 300 mm



FR0 090 075 707605

- 2 x 900 x 150 mm
- 2 x 450 x 150 mm
- 1 x 450 x 300 mm
- 2 x 450 x 150 mm



FR0 090 075 708600

- 6 x 450 x 150 mm
- 2 x 450 x 300 mm



FR0 090 075 705000

- 5 x 900 x 150 mm



FR0 090 075 709600

- 1 x 900 x 150 mm
- 8 x 450 x 150 mm



FR0 090 075 707630

- 1 x 900 x 100 mm
- 2 x 450 x 150 mm
- 2 x 450 x 200 mm
- 2 x 450 x 300 mm



FR0 090 075 705600

- 3 x 900 x 150 mm
- 2 x 450 x 300 mm

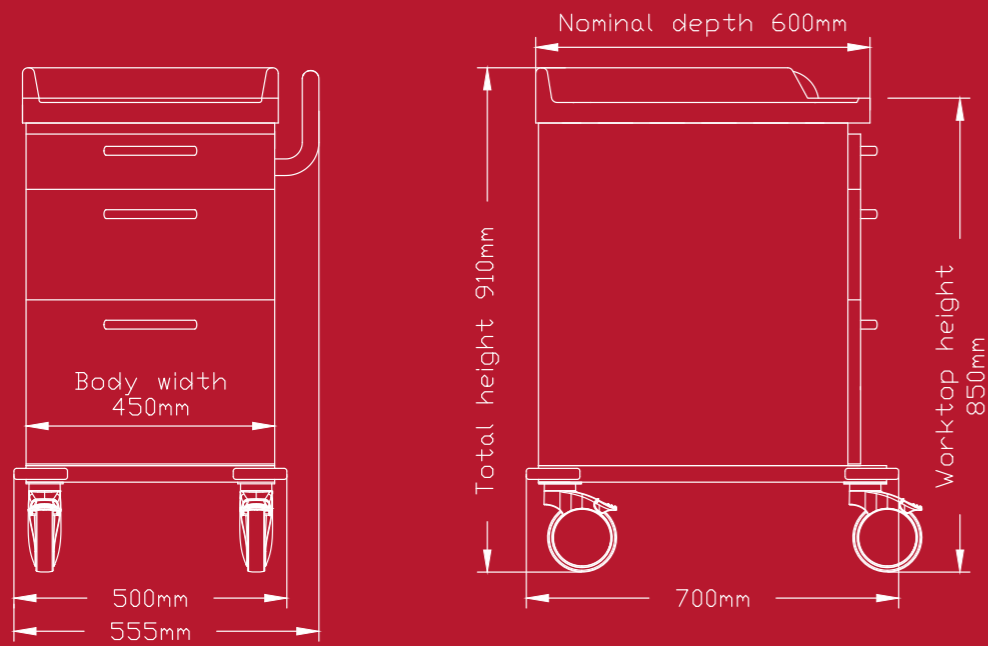
SERIE900

BODY WIDTH 900 MM
WORKTOP HEIGHT 1000 MM



Quality to be proud of.

SERIE450

Worktop height 850 mm





FR0 045 060 003100

-  2 x 450 x 150 mm
-  1 x open 450 x 300 mm



FR0 045 060 703100

-  2 x 450 x 150 mm
-  1 x 450 x 300 mm



FR0 045 060 704000

-  4 x 450 x 150 mm

SERIE450

BODY WIDTH 450 MM
WORKTOP HEIGHT 850 MM

Quality to be proud of.

“MAGNES” – the innovative magnet system

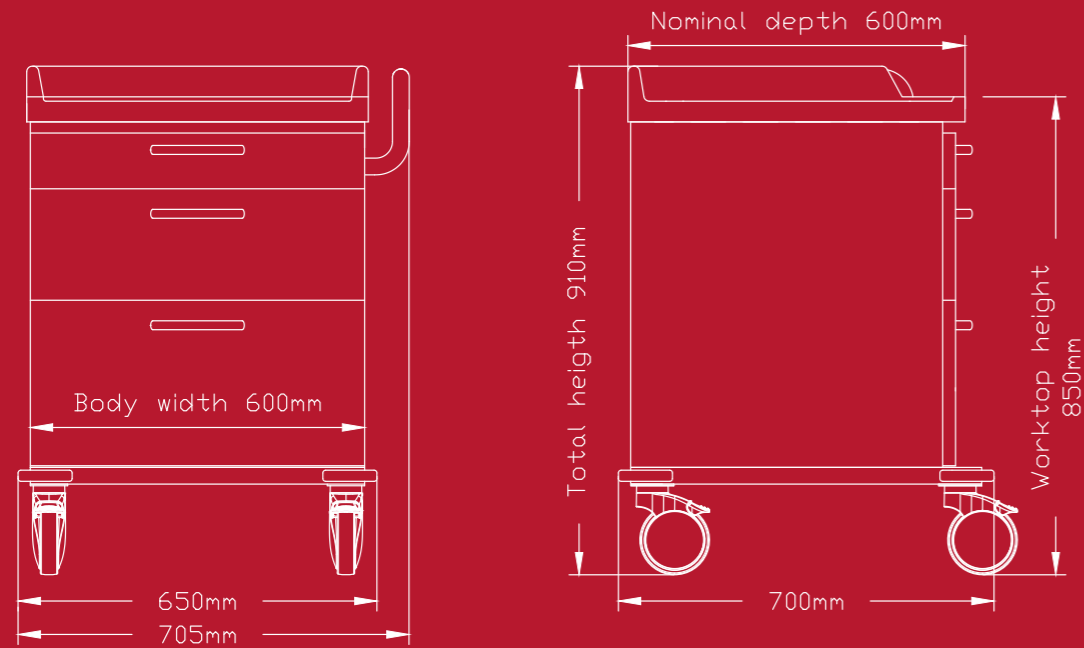
Have you made the acquaintance of our new, innovative magnetic attachment system “MAGNES”? The magnetic properties of all components allow fast and easy attachment of these system accessories our functional trolleys. Accessories can be freely positioned anywhere on the trolleys, allowing maximum flexibility in daily hospital routines.



Example:
universal hooks

SERIE600

Worktop height 850 mm



SERIE600

BODY WIDTH 600 MM
WORKTOP HEIGHT 850 MM

Quality to be proud of.



- 1 x 600 x 75 mm
- 1 x open 600 x 525 mm (with height-adjustable shelf + grid ledges)



- 1 x 600 x 150 mm
- 1 x pair of hinged doors 600 x 450 mm



- 2 x 600 x 150 mm
- 1 x 600 x 300 mm



- 4 x 600 x 150 mm



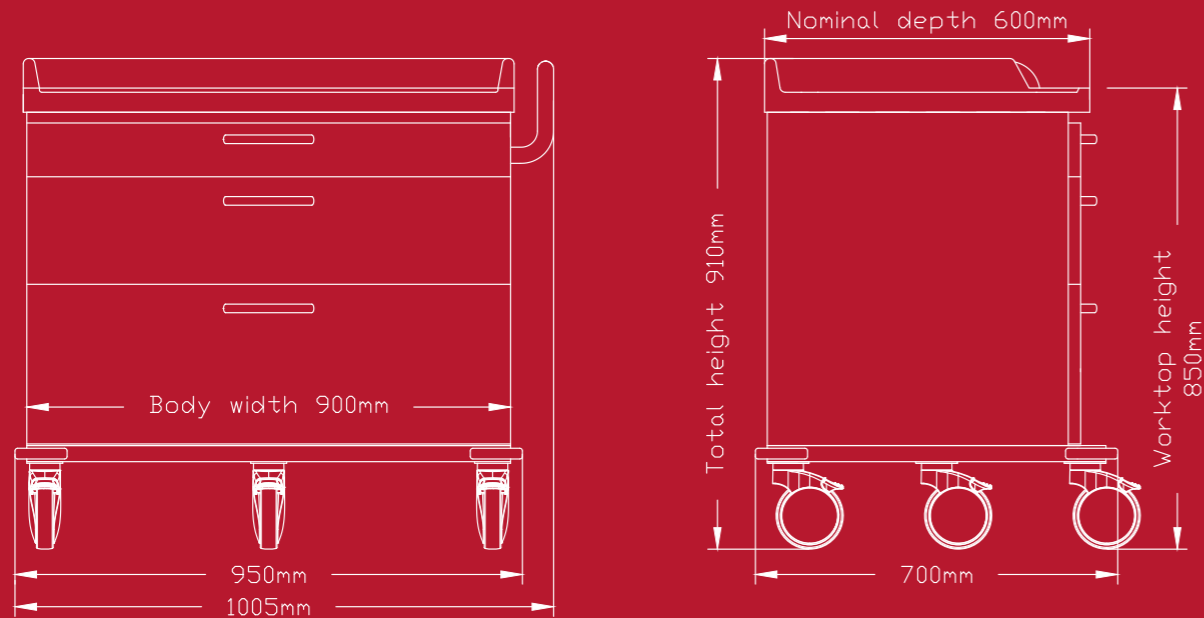
- 2 x 300 x 150 mm
- 3 x 600 x 150 mm



- 1 x 600 x 150 mm
- 6 x 300 x 150 mm

SERIE900

Worktop height 850 mm



- 2 x 450 x 150 mm
- 1 x 900 x 150 mm
- 1 x 900 x 300 mm



- 1 x 900 x 150 mm
- 2 x 450 x 150 mm
- 1 x 450 x 300 mm
- 2 x 450 x 150 mm



- 1 x 900 x 150 mm
- 6 x 450 x 150 mm

SERIE900

BODY WIDTH 900 MM
WORKTOP HEIGHT 850 MM

Quality to be proud of.

Smart trolley configuration

Great challenges – simple solutions. A Becker MAGNES attachment panel offers a wide range of options for attaching the accessories you need.






WORKTOPS


STANDARD MODEL

Plastic top with seamlessly moulded-on gallery on three sides




FURTHER OPTIONS


Plastic top, grey with raised edge on all sides




Chromium-nickel steel worktop, plane



Chromium-nickel steel worktop with gallery on three sides



Chromium-nickel steel worktop with railing on three sides



OPTIONS

PERFECTLY TAILORED TO YOUR NEEDS

Our aim is to give you optimum assistance in caring for your patients. Customise your functional trolley to suit your individual work procedures and needs. Our equipment options provide you with numerous ways of configuring your individual LEOline functional trolley.

Compact trolley with a wide variety of options.

PUSH HANDLE

Description

STANDARD EQUIPMENT
PUSH HANDLE ANGLED UPWARDS

Chromium-nickel steel,
standard mounting on right-hand side



FURTHER OPTIONS:

Flat push handle, chromium-nickel steel, powder-coated in same colour as trolley body, standard mounting on right-hand side



SWIVEL CASTORS

Description

STANDARD EQUIPMENT
4 SWIVEL CASTORS, Ø 125 mm

electrically conductive,
with locking brake



FURTHER OPTIONS:

4 double castors, Ø 125 mm,
electrically conductive,
with locking brake



STANDARD RAILS

AVAILABLE OPTIONS

Description

STANDARD RAIL 25 X 10 MM

Chromium-nickel steel,
permanently attached, either on right or left;



MAGNES STANDARD RAIL 25 X 10 MM

magnetic attachment, either on right or left
(also available for mounting on rear of Series 600 trolleys)
W1025 42060



WORKTOP EXTENSION

AVAILABLE OPTIONS

Description

PLASTIC EXTENSION

with raised edge on all sides, can be folded down



CHROMIUM-NICKEL STEEL EXTENSION

flat, can be folded down



LOCKING

Description

SEALING BAR

Mounted on the side of the trolley; powder-coated sheet steel in the same colour as the trolley body



SINGLE LOCK

Flush-recessed cylinder lock for a single drawer



CENTRAL LOCK

Panel with central locking system



RFID LOCKING MECHANISM



PIN CODE LOCKING MECHANISM



RFID PROGRAMMING SET

PIN CODE PROGRAMMING SET

Article number

IFRP

IZM 000

IFRZ *

IZE 030

IZE 020

IZP 030

IZP 020

*depending on the trolley width and number of horizontally arranged drawers; IFRZ1, IFRZ 2 or IFRZ 3

MAGNES ATTACHMENT PANEL



FOR MAGNES PRODUCTS

Powder-coated sheet steel in same colour as trolley body

- ▶ Serie 450: FRW 045 050
550x 500 mm
- ▶ Serie 600: FRW 060 050
700 x 500 mm
- ▶ Serie 900: FRW 090 050
900 x 500 mm

STANDARD RAIL ATTACHMENT



FOR HANGING UP ACCESSORIES

Chromium-nickel steel

ACCESSORY SETS FOR MAGNES SYSTEM

Description	Article number
<p>for SERIE450 comprising: 1x Attachment panel FRW 045 050 1x 5 Tilting bins W1060 71000 1x 3 Bins Fi/Fo W1060 70011 2x Glove dispensers Hori 1 W1030 20010</p>	FRW 045 L1
<p>for SERIE450 comprising: 1x Attachment panel FRW 045 050 3x Glove dispensers Vert 1 W1030 20010 1x 500 ml dispenser with drip-catcher W1032 90052</p>	FRW 045 L2
<p>for SERIE600 comprising: 1x Attachment panel FRW 060 050 1x 3 Bins Fi/Fo W1060 70011 3x Glove dispensers Vert 1 W1030 20010 1x 500 ml dispenser with drip-catcher W1032 90052</p>	FRW 060 L1
<p>for SERIE600 comprising: 1x Attachment panel FRW 060 065 2x 5 Tilting bins W1060 71000 3x Glove dispensers Hori 1 W1030 20010 1x 500 ml dispenser with drip-catcher W1032 90052</p>	FRW 060 L2
<p>for SERIE900 comprising: 1x Attachment panel FRW 090 050 1x 5 Tilting bins W1060 71000 1x 4 Tilting bins W1060 70100 1x Swab dispenser W1060 70051 3x Glove dispensers Hori 1 W1030 20010 1x 500 ml dispenser with drip-catcher W1032 90052</p>	FRW 090 L1

ACCESSORY SETS FOR SERIE450

Description	Article number
<p>for SERIE 450 comprising: 1x Standard rail attachment NA 045 45020 (Height approx. 450 mm above worktop) 1x 500 ml dispenser with drip-catcher W1432 90052A</p>	NA 045 L1
<p>for SERIE 450 comprising: 1x Standard rail attachment NA 045 45200 (Height approx. 450 mm above worktop) 1x 5+4 Tilting bins W1460 71100A</p>	NA 045 L2
<p>for SERIE 450 comprising: 1x Standard rail attachment NA 045 45100 (Height approx. 450 mm above worktop) 3x Glove dispensers Vert 1 W1430 20015A</p>	NA 045 L3

ACCESSORY SETS FOR SERIE600

Description	Article number
for SERIE600 comprising: 1x Standard rail attachment NA 060 60120 (Height approx. 600 mm above worktop) 1x 5+4 Tilting bins W1460 71100A 1x 500 ml dispenser with drip-catcher W1432 90052A	NA 060 L1
for SERIE600 comprising: 1x Standard rail attachment NA 060 45200 (Height approx. 450 mm above worktop) 3x Glove dispensers Vert 1 W1430 20015A	NA 060 L2
for SERIE600 comprising: 1x Standard rail attachment NA 060 60200 (Height approx. 600 mm above worktop) 1x 2x4 Tilting bins W1460 70200A	NA 060 L3
for SERIE600 comprising: 1x Standard rail attachment NA 060 60030 (Height approx. 600 mm above worktop) 1x Swab dispenser W1660 70051L 1x 500 ml dispenser W1432 90050A 1x 5+4 Tilting bins W1460 71100A 1x Glove dispenser Vert 1 W1430 20015A	NA 060 L4
for SERIE600 comprising: 1x Standard rail attachment NA 060 75xxx (Height approx. 750 mm above worktop) 1x 500 ml dispenser with drip-catcher W1432 90052A 1x 2x4 Tilting bins W1460 70200A 4x Glove dispensers Hori 1 W1430 20010U	NA 060 L5
for SERIE600 comprising: 1x Standard rail attachment NA 060 60120 (Height approx. 600 mm above worktop) 1x 5+4 Tilting bins W1460 71100A 1x 500 ml dispenser with drip-catcher W1432 90052A 1x Glove dispenser Hori 1 W1430 20010U	NA 060 L6
for SERIE600 comprising: 1x Standard rail attachment NA 060 45020 (Height approx. 450 mm above worktop) 1x 5 Tilting bins W1460 71000A 1x 500 ml dispenser with drip-catcher W1432 90052A 2x Glove dispenser Hori 1 W1430 20010U	NA 060 L7
for SERIE600 comprising: 1x Standard rail attachment NA 060 60220 (Height approx. 600 mm above worktop) 1x 4 Tilting bins W1460 70100A 1x 500 ml dispenser with drip-catcher W1432 90052A 3x Glove dispensers Vert 1 W1430 20015A	NA 060 L8









ACCESSORY SETS FOR SERIE900

Description	Article number
for SERIE900 comprising: 1x Standard rail attachment NA 090 45020 (Height approx. 450 mm above worktop) 1x 500 ml dispenser with drip-catcher W1432 90052A 3x Glove dispensers Hori 1 W1430 20010U	NA 090 L1
for SERIE900 comprising: 1x Standard rail attachment NA 090 60120 (Height approx. 600 mm above worktop) 1x 5+4 Tilting bins W1460 71100A 1x Swab dispenser W1660 70051R 1x 500 ml dispenser with drip-catcher W1432 90052A 3x Glove dispensers Hori 1 W1430 20010U	NA 090 L2
for SERIE900 comprising: 1x Standard rail attachment NA 090 60120 (Height approx. 600 mm above worktop) 4x Glove dispensers Vert 1 W1430 20015A 1x 4 Tilting bins W1460 70100A 1x 500 ml dispenser with drip-catcher W1432 90052A	NA 090 L3
for SERIE900 comprising: 1x Standard rail attachment NA 090 75320 (Height approx. 750 mm above worktop) 1x 500 ml dispenser with drip-catcher W1432 90052A 2x 4 Tilting bins W1460 70200A 4x Glove dispensers Hori 1 W1430 20010U	NA 090 L4
for SERIE900 comprising: 1x Standard rail attachment NA 090 75220 (Height approx. 750 mm above worktop) 1x 500 ml dispenser with drip-catcher W1432 90052A 3x Glove dispensers Hori 1 W1430 20010U 1x 4 Tilting bins W1460 70100A 1x Disposal box W1450 40001U 1x Polypropylene (PP) container (slotted lid) W9150 70001 + Holder W1425 40014U	NA 090 L5






SYRINGE AND CANNULA DISPENSERS

► Description, dimensions (WxDxH)

			
3 Tilting bins, 600 x 215 x 245 mm		W1060 70010	W1460 70010A
4 Tilting bins, 600 x 180 x 210 mm		W1060 70100	W1460 70100A
5 Tilting bins, 600 x 145 x 165 mm		W1060 71000	W1460 71000A
5 + 3 Tilting bins, 600 x 200 x 420 mm			W1460 71010A
2x 4 Tilting bins, 600 x 170 x 420 mm			W1460 70200A
5 + 4 Tilting bins, 600 x 170 x 390 mm			W1460 71100A
2x 5 Small tilting bins, 600 x 170 x 340 mm			W1460 72000A

► First in - First out

3 Bins Fi/Fo, 600 x 220 x 245 mm		W1060 70011	W1460 70011A
5 Bins Fi/Fo, 600 x 165 x 165 mm		W1060 71001	W1460 71001A
5 + 3 Bins Fi/Fo, 600 x 210 x 420 mm			W1460 71011A

ACCESSORIES

THE FINAL TOUCH

Customise your LEOline functional trolley to meet the requirements of your work environment, with complete flexibility. Our accessories catalogue offers a wide range of versatile elements designed to make work easier for you.

A huge selection for day-to-day use.

SWAB DISPENSERS

Description				
Swab dispenser		W1060 70051	W1460 70051A*	
Swab dispenser For mounting on left-hand side		W1060 70051L		
Swab dispenser for mounting on right-hand side		W1060 70051R		

* in combination with syringe and cannula dispenser, can also be permanently mounted on one side (W1660 70051 R/L)

LABEL DISPENSER

Description				
Click-system label dispenser, dual-row, to fit 14 narrow boxes or 8 wide boxes including Diagramm Halbach sample box		W1060 20200	W1460 20200A	W1460 20200W

GLOVE DISPENSER

Description, dimensions (WxDxH)				
Glove dispenser Hori 1 for 1 box of non-sterile gloves, max. box size: 285 x 90 x 135 mm		W1030 20010	W1430 20010U	W1430 20010W
Glove dispenser Vert 1 for 1 box of non-sterile gloves, max. box size: 285 x 90 x 135 mm		W1030 20010	W1430 20015A	W1430 20015W
Glove dispenser Vert 3 for 3 boxes of non-sterile gloves, max. box size: 285 x 90 x 135 mm			W1430 40035U	W1430 40035W
Glove dispenser Vert 4 for 4 boxes of non-sterile gloves, max. box size: 285 x 90 x 135 mm			W1430 40045U	W1430 40045W






Description, dimensions (WxDxH)

Glove dispenser Hori 3 for 3 boxes of non-sterile gloves, max. box size: 285 x 90 x 135 mm		W1030 20030	W1430 20030A	W1430 20030W
Glove dispenser Glover Hori 3, enclosed, can be adapted to fit 3 different non-sterile glove box sizes, box sizes from 220 x 68 x 105 mm up to 285 x 90 x 135 mm		W1030 40330	W1430 40330A	W1430 40330W
Glove dispenser Glover Vert 3, enclosed, can be adapted to fit 3 different non-sterile glove box sizes, box sizes from 220 x 68 x 105 mm up to 285 x 90 x 135 mm		W1030 40335	W1430 40335A	W1430 40335W
Glove dispenser Glover Vert 4, enclosed, can be adapted to fit 4 different non-sterile glove box sizes, box sizes from 220 x 68 x 105 mm up to 285 x 90 x 135 mm		W1030 40345		

DESINFEKTION










Description				
Dispenser for one 500 ml Euro-format bottle of detergent/disinfectant (without bottle), manual		W1032 90050	W1432 90050A	W1432 90050W
Dispenser for one 500 ml Euro-format bottle detergent/disinfectant (without bottle) with drip catcher (CNS), manual		W1032 90052	W1432 90052A	W1432 90052W
Holder for nonwoven wipe dispenser, to fit dispensers commonly supplied by German manufacturers (without dispenser)		W1038 20120	W1438 20120A	W1438 20120W
FlowPack holder max. pack size 250 x 120 x 120 mm (without pack)		W1038 40020	W1438 40020A	W1438 40020W

DISPOSAL BOXES




Description			
Holder including disposal box set, 10 boxes 1.5 l each, (PP, Ø 140 x 145 mm)	 CNS W1050 40001	W1450 40001U	W1450 40001U
Holder for disposal box, up to 12 liters, tailored to fit customer's box (The detailed specification of the box is required in case of order)	Example  CNS W1050 40016	W1450 40016U	W1450 40016U

Ask us about our disposal boxes (EBS 1-3.000), we are happy to help you make the right choice.


WASTE COLLECTION

Description, dimensions (WxDxH)			
Waste container system with 19 l bucket (PP, 400x190x415 mm), incl. 1 roll of 35-litre waste bag	 W1055 20191		W1455 20191W
Waste container system with 19 l bucket (PP, 400 x 190 x 415 mm) with lid incl. 1 roll of 35-litre waste bag	 W1055 20193		W1455 20193W
Waste container system with 30 l. bucket (PP, 400 x 260 x 415 mm) incl. 1 roll of 60-litre waste bag	 W1055 20301		W1455 20301W
Waste container system with 30 l. bucket (PP, 400 x 260 x 415 mm) with lid incl. 1 roll of 60-litre waste bag	 W1055 20303		W1455 20303W
Waste container 8 l. (ABS), knee-operated	 W1055 70084		W1455 70084W
Waste container 20 l. (ABS), knee-operated	 W1055 70204		W1455 70204W

OXYGEN CYLINDER HOLDERS / CATHETER HOLDERS

Description, dimensions (WxDxH)			
Oxygen cylinder holder for 2L cylinder	 CNS W1080 40202		W1480 40202W
Receptacle for catheters, 3 separate compartments 160 x 90 x 515 mm	 CNS W1080 40100		W1480 40100W
Catheter holder closed, with tilting compartment for easy removal of packed catheters 160 x 135 x 685 mm	 CNS W1080 40111		W1480 40111W




HOOKS

Description, dimensions (WxDxH)			
Small hook, load-bearing capacity 8,5 kg (45 x 45 x 45 mm)	 W1027 40000		
Universal single hook, load-bearing capacity 8,5 kg, (43 x 45 x 75 mm)	 W1027 40001		
Robust single hook, load-bearing capacity 18 kg (66 x 90 x 110 mm)	 W1027 40011		






HOLDERS FOR WASTE CONTAINER

Description			
Holder for PP-container attachment on the long side	 W1025 40014	W1425 40014U	W1425 40014U
Holder for PP-container attachment on the short side	 W1025 40015	W1425 40015U	W1425 40015U
Holder for one tray (GN 1/3)	 W1025 40210	W1425 40210U	W1425 40210U









WASTE CONTAINER

Description, dimensions (WxDxH) holders	to be hooked into
Polypropylene (PP) container, 300 x 225 x 130 mm, with slotted lid, can be sterilised at temperatures up to 134 °C	 W9150 70001
Polypropylene (PP) container, 300 x 225 x 130 mm, with closed lid, can be sterilised at temperatures up to 134 °C	 W9150 70002
GN-box / drip pan GN 1/3 – 100, 325 x 176 x 100 mm, volume approx 4 l, chromium-nickel steel	 W9120 40210

SOCKET CONNECTOR

Description			
4-socket connector strip, with power indicator light and approx. 2 m cable	 W1080 70704		
6-socket connector strip, with power indicator light and approx. 2 m cable	 W1080 70706		

LABELLING





Description, dimensions (WxH)			
Label pocket, 102 x 35 mm, magnetic back, open at side, with label card	 W1062 70211		
Label pocket, 95 x 60 mm, magnetic back, open at top	 W1062 70216		
Label pocket A4, magnetic back, open on the short side	 W1062 70220		
Label strip, 250 mm x 60 mm, magnetic back, open at the top	 W1062 70462		
Inscription label strip, 330 mm x 20 mm, magnetic back, with label card and transparent cover	 W1062 70321		

INFUSION HOLDER / SUPPORT PLATE FOR DEFI









Description	installation on side/rear panel
Infusion stand with 4 hooks, rotatable, height adjustable (up to 700 mm),	 W1680 40240 *
Defi Tablet / monitor with autoclavable tension belt, rotatable, height adjustable, usable area: 400 x 350 mm	 W1680 40230 *

* not combinable with extension plate

LIGHTING

Description			
Luminaire (440 mm, 5000 K, 170 Lumen, 4 Watt) with rechargeable battery and motion detector (IR sensor) with continuous light option, including USB charger cable, battery charge for approx. 3.5 h operation, charging time 4 to 6 h.	 W1080 70440		





HOLDERS FOR CONTAINERS / BASKET FOR BOTTLES / GRID BASKET

Description, dimensions (WxDxH)			
Holder for hanging up one container size 4 (plastic or wire; without container); maximum load 2,5 kg	 CNS	W1025 40041	W1425 40041U
Holder for hanging up two containers size 4 (plastic or wire; without container); maximum load 5 kg;	 CNS	W1025 40042	W1425 40042U
Basket for bottles with two dividers for up to 3 bottles Ø 97 mm, (without bottle)	 CNS	W1024 40011	W1424 40011U
Grid basket 400x160x100/145 mm	 CNS	W1024 43043	W1424 43043U
Grid basket 500 x 160 x 100/145 mm	 CNS	W1024 43053	W1424 43053U









CONTAINER

Description, dimensions (WxDxH)	for hanging in holders	
Wire container size 4, CNS, Dim.: 150x230x125 mm.	 CNS	120273
Container size 4, blue, plastic, Dim.: 150x230x125 mm.		120240

CPR BOARD

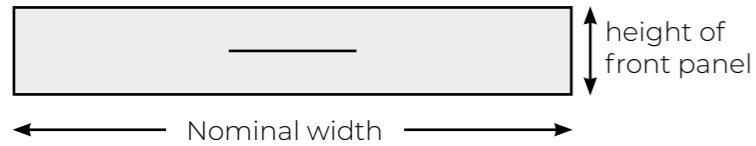
Description, dimensions (WxDxH)			
Holder with CPR board 600 x 400 mm		W1080 20130	

TRAYS

Description, dimensions (WxDxH)			
Storage tray module small, usable area: 235 x 135 mm, maximum load 7 kg	 RAL	W1020 20030	
Storage tray module large, usable area: 415 x 230 mm, maximum load 14 kg	 RAL	W1020 20050	
Plastic container, usable area: 355 x 70 mm, maximum load 3,5 kg	 RAL	W1020 70010	
Tray three-sided, 580 x 150 x 100 mm, (10 mm edge at the front),	 CNS+RAL	W1020 21123	W1420 21123U
Tray four-sided, 580 x 150 x 100 mm	 CNS+RAL	W1020 21124	W1420 21124U



DRAWERS



USABLE DRAWER VOLUME:

- ▶ Usable width = nominal width - 106 mm
- ▶ Usable depth = nominal depth (trolley) - 88 mm
- ▶ Usable height = height of front panel - 40 mm

Example: LEO SERIE 600, drawers 600 x 150 mm
→ Usable volume: 494 x 512 mm, height 110 mm

INSERTS FOR DRAWERS OF HEIGHT 75 & 100 MM

Description	Image	Article number
for drawer 450 x 600 mm (8 compartments) of white polystyrene for ampoules of various sizes, 2 powder-coated sheet-metal trays at back		W3065 74552
for drawer 600 x 600 mm (9 compartments) of white polystyrene		W3065 76051
for drawer 600 x 600 mm (15 compartments) of white polystyrene		W3065 76052

DRAWER PARTITION SETS

Description	Drawer height				
	75 & 100 mm	150 mm	200 mm	from 250 mm	
for drawer 300 x 600 mm (max. 8 compartments) 1 frame, 1 longitudinal divider, 6 snap-off lateral dividers, transparent plastic		U05 0030 58 035 8 Partition height 35 mm	U05 0030 58 055 8 Partition height 55 mm	U05 0030 58 100 8 Partition height 100 mm	U05 0030 58 150 8 Partition height 150 mm
for drawer 450 x 600 mm (max. 12 compartments) 1 frame, 2 longitudinal dividers, 9 snap-off lateral dividers, transparent plastic		U05 0045 58 035 12 Partition height 35 mm	U05 0045 58 055 12 Partition height 55 mm	U05 0045 58 100 12 Partition height 100 mm	U05 0045 58 150 12 Partition height 150 mm

Drawer height

Description	Drawer height				
	75 & 100 mm	150 mm	200 mm	from 250 mm	
for drawer 600 x 600 mm (max. 16 compartments) 1 frame, 3 longitudinal dividers, 12 snap-off lateral dividers, transparent plastic		U05 0060 58 035 16 Partition height 35 mm	U05 0060 58 055 16 Partition height 55 mm	U05 0060 58 100 16 Partition height 100 mm	U05 0060 58 150 16 Teilerhöhe 150 mm
for drawer 900 x 600mm (max. 20 compartments) 1 frame, 4 longitudinal dividers, 15 snap-off lateral dividers, transparent plastic		U05 0090 58 035 20 Partition height 35 mm	U05 0090 58 055 20 Partition height 55 mm	U05 0090 58 100 20 Partition height 100 mm	U05 0090 58 150 20 Teilerhöhe 150 mm



We refine steel into furniture.





PRACTICAL: MODULAR DRAWER FRAME

VERSATILE SPECIAL DRAWER FOR ISO TROLLEYS
PRACTICAL MODULAR DRAWER FRAME



HOW DOES IT WORK?

- ▶ { drawer without bottom = modular drawer frame }
- ▶ Modular drawer frame with full-length telescoping rails
- ▶ Practical recessed grips in frame
- ▶ Modules and baskets can be easily removed
- ▶ Maximum flexibility for LEO inner arrangements



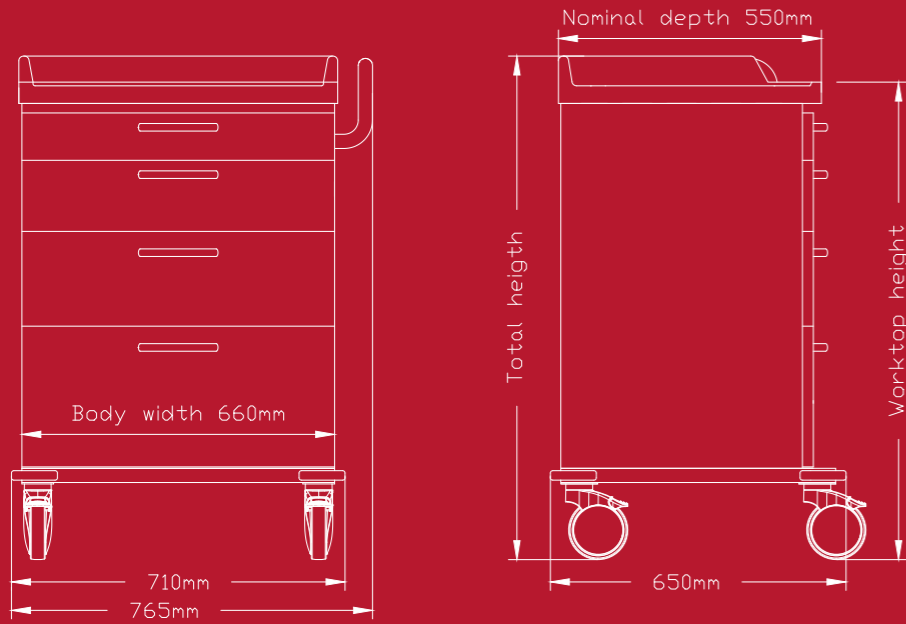
ISO TROLLEYS

LEO ALSO FITS ISO

You can also use LEO in the "60 x 40" module system in accordance with DIN 13089-3, ISO standard.



Quality to be proud of.



SERIE ISO 660


Worktop height 850 mm



Worktop height 1000 mm



Worktop height 1200 mm




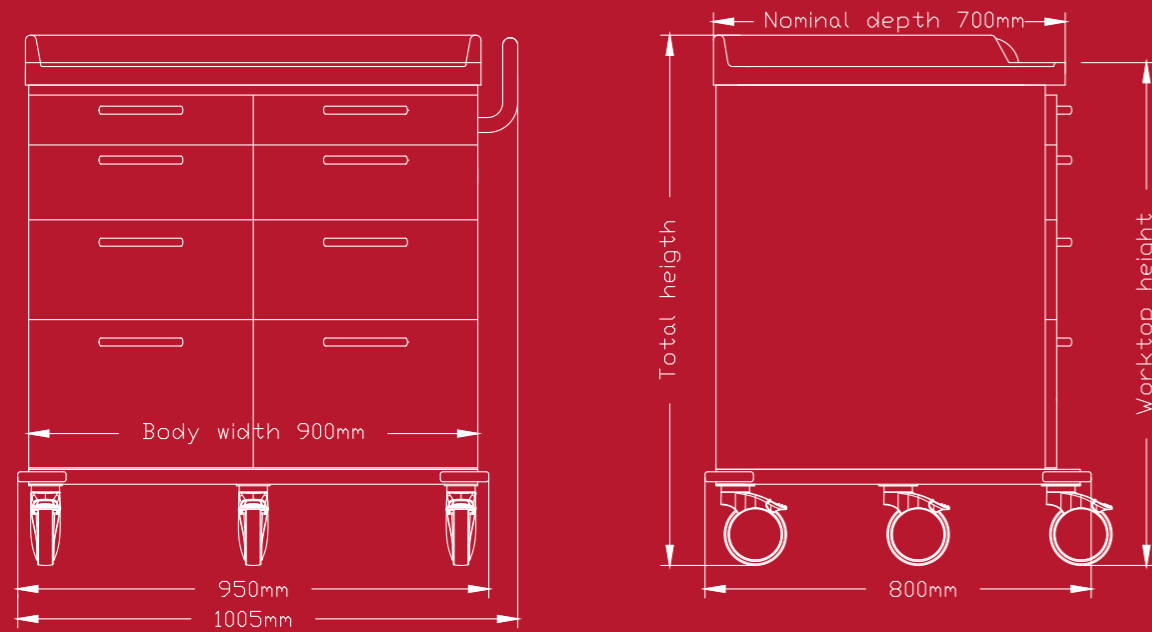
SERIE ISO 660

BODY WIDTH 660 MM
WORKTOP HEIGHTS 850 MM, 1000 MM,
1200MM

Quality to be proud of.

SERIE ISO 900

Height: 850 / 1000 mm



SERIE ISO 900

BODY WIDTH 900 MM
WORKTOP HEIGHTS 850 MM, 1000 MM

Quality to be proud of.



USEFUL ADD-ONS FOR ISO TROLLEYS

Description

Cabinet top
made of chromium-nickel steel, for cabinet trolleys for working heights of 1610 mm and higher

Railing fitted to cabinet top
on 3 or 4 sides

Magnes suction cup
for retaining doors
Art. no. W1027 70040

Door opening limit strap
Art. no. 295



Magnetic accessories MAGNES can be found from page 32 onwards



Please select modules and baskets from brochure 1-3.



CHOICE OF COLOURS

LOOKING FOR A BIT OF COLOUR?

Add a bit of colour to your LEOline trolleys – do you prefer timeless elegance, or a bright and striking appearance – or neutral tones instead? We can provide colours to suit any taste.

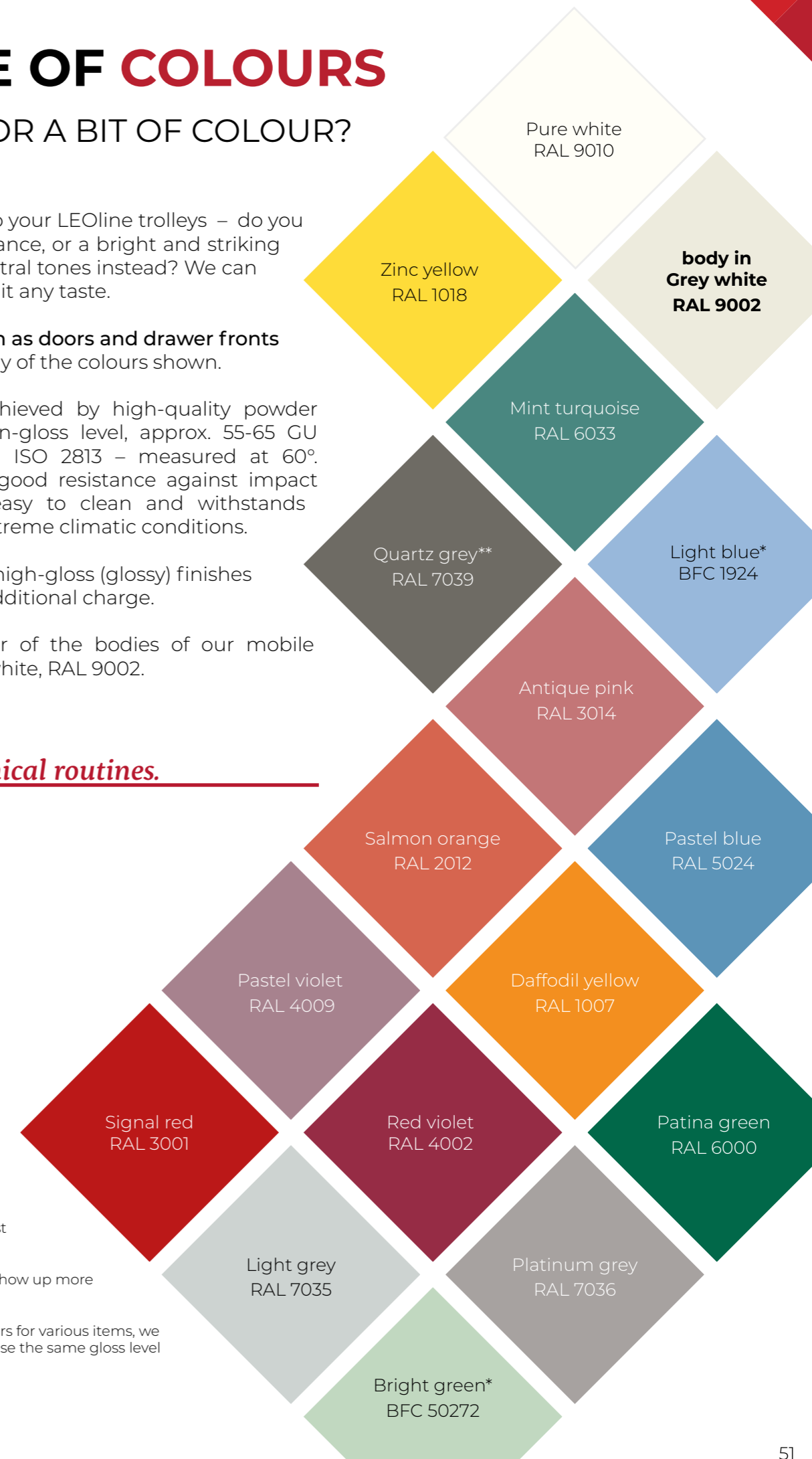
Front elements such as doors and drawer fronts can be ordered in any of the colours shown.

Our colours are achieved by high-quality powder coating with a satin-gloss level, approx. 55-65 GU in accordance with ISO 2813 – measured at 60°. This coating offers good resistance against impact and scratches, is easy to clean and withstands disinfectants and extreme climatic conditions.

Low-gloss (matt) or high-gloss (glossy) finishes are available at an additional charge.

The standard colour of the bodies of our mobile furnishings is grey-white, RAL 9002.

As varied as clinical routines.



* Matt gloss, at no extra cost (approx. 15 - 25 GU);

** Traces of wear and tear show up more clearly on dark surfaces.

If you select different colours for various items, we recommend that you choose the same gloss level for all colours.



Metallwarenfabrik
Walter H. Becker GmbH
Anzenkirchener Straße 4
84371 Triftern, Germany

Phone +49 (0) 8562 9605-0
info@becker-triftern.de
www.becker-triftern.de

We are happy to advise you!

